



# WOOP! THERE IT IS

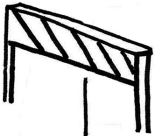
THE  
WORKSHEET

WISH 


**W**

OUTCOME 

**O**

OBSTACLE 

**O**

PLAN 

**P**

Diagram description: A vertical flowchart with four rectangular boxes. The top box is labeled 'WISH' and has a thought bubble icon. Below it is a circle with the letter 'W'. An arrow points from the 'W' circle to the second box, labeled 'OUTCOME', which has a checkmark icon. Below that is a circle with the letter 'O'. An arrow points from the 'O' circle to the third box, labeled 'OBSTACLE', which has an obstacle icon. Below that is another circle with the letter 'O'. An arrow points from the 'O' circle to the bottom box, labeled 'PLAN', which has an action plan icon. Below that is a circle with the letter 'P'.